



# ENHANCED PHILIPPINE OIL DATA MANAGEMENT

**Gloria A. Ferranco**  
**Supervising Science Research Specialist**  
**Oil Industry Management Bureau**  
**Department of Energy**

**17<sup>th</sup> APEC Workshop on Energy Statistics**  
**June 11-13, 2019**  
**Tokyo, Japan**





# OUTLINE OF PRESENTATION

## ■ **Outline**

- **OIL INDUSTRY BACKGROUND**

- **OIL DATA MANAGEMENT PRACTICE**

- **ASSESSMENT OF OIL DATA**

- **WAY FORWARD**





# PHILIPPINE OIL INDUSTRY





# PHILIPPINE OIL INDUSTRY

## ■ Oil Industry Sector

### Upstream

#### ■ Number of Participants – \_\_ operators

- ❖ Service Contracts (SC) – 23

#### ■ Domestic Oil Production

##### Historical Producing Field

- ❖ 1979 Record Oil Peak – 23.5 MBCD
- ❖ Present – practically nil
  - ❖ Oil – 3.47 MBCD
  - ❖ Condensate – 11.2 MBCD
  - ❖ Gas – 414.3 mmscf (million standard cubic feet)

### Downstream

#### ■ Number of Participants – 326 Cos.

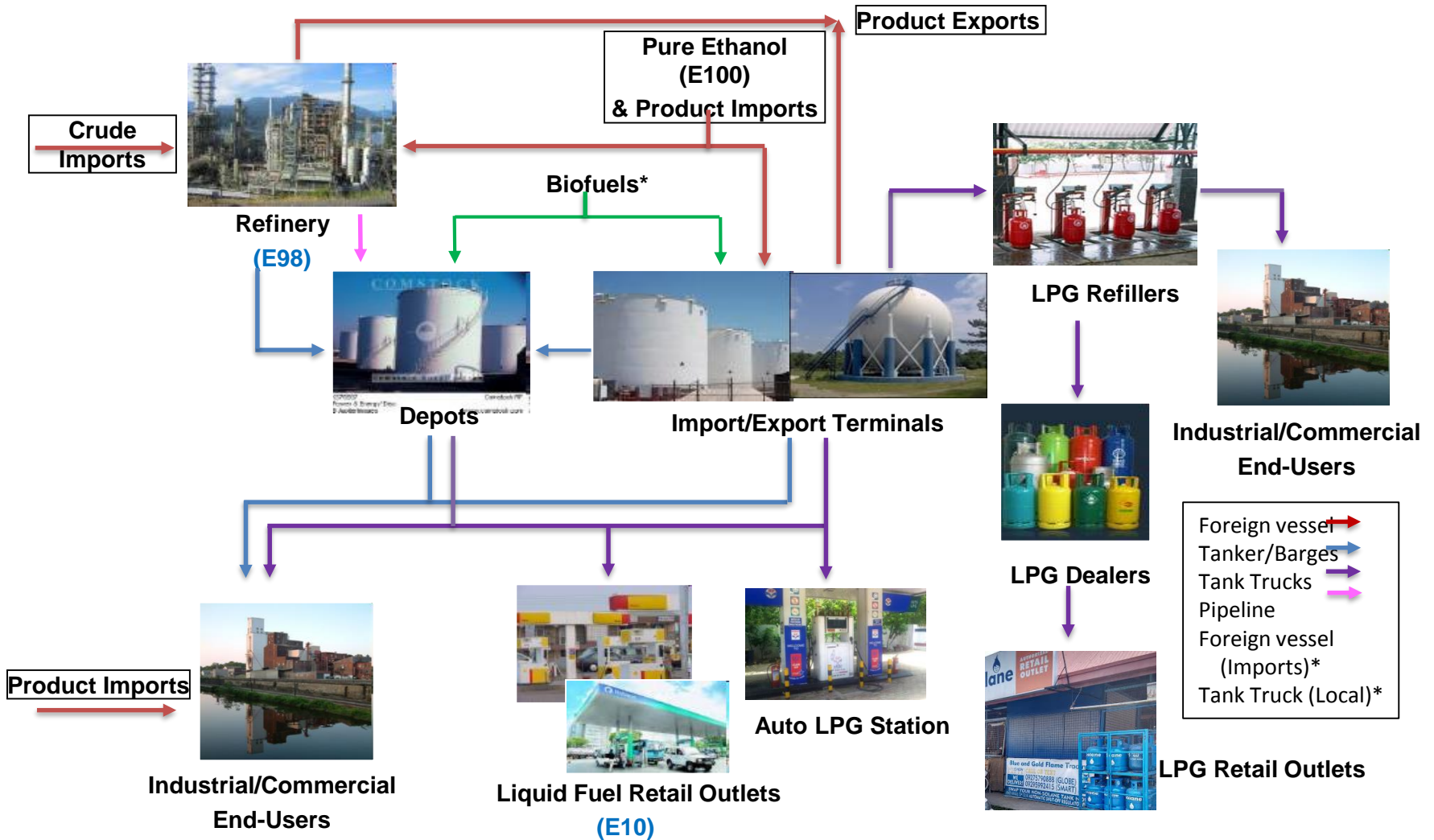
- ❖ Refiners – 2 (285 MBSD)
- ❖ Liquid Fuel Bulk Marketer – 267
- ❖ LPG Bulk Marketer – 13
- ❖ Fuel Retail Marketing - 11
- ❖ Bunkering – 19
  
- ❖ Storage – 14
  
- ❖ Importers - 45
  - ❖ 2 importers
  - ❖ 26 finished products
  - ❖ 17 end-user importers





# PHILIPPINE OIL INDUSTRY

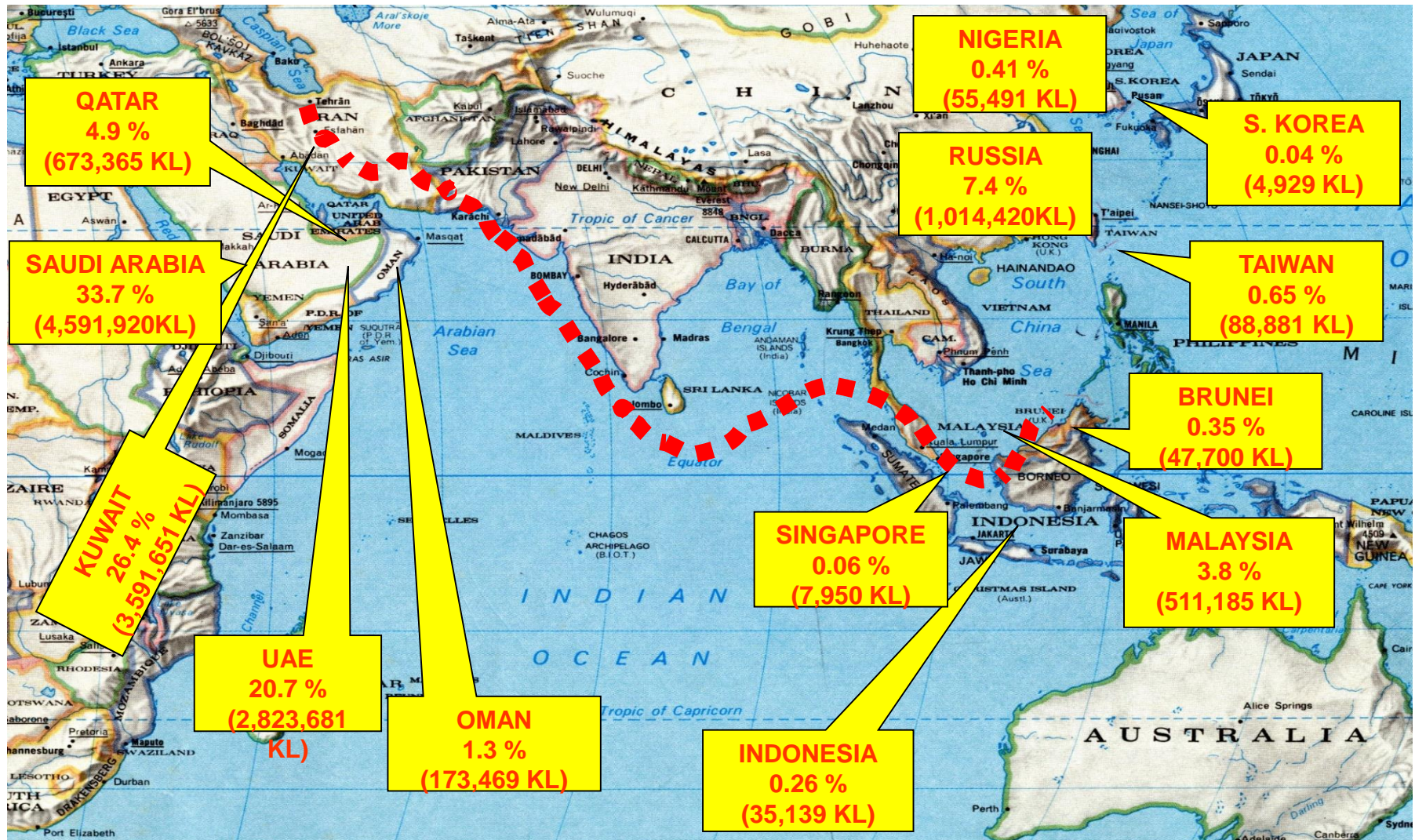
## Downstream Oil Sector





# PHILIPPINE OIL INDUSTRY

## Crude Oil Supply Sources



**Total Crude Imports for FY 2018 – 13,634,727 Thousand Liters (KL)**





# PHILIPPINE OIL INDUSTRY

## ■ Petroleum Products Supply Sources



Product Imports by Source

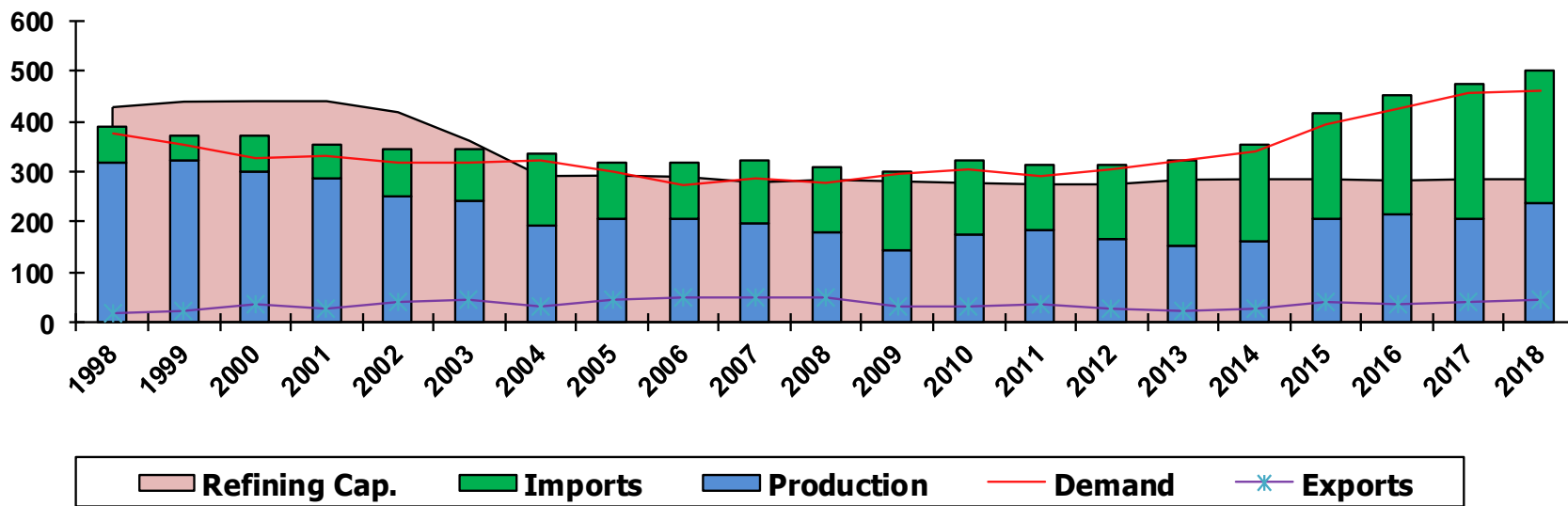
COUNTRY	Vol. in KI	%Share
Angola	22,070	0.14
Australia	123,924	0.80
China	4,677,951	30.15
E. Guinea	37,509	0.24
India	426,436	2.75
Indonesia	85,678	0.55
Iran	107,166	0.001
Iraq	25,876	0.17
Japan	425,077	2.74
Korea	4,465,164	28.78
Kuwait	70,474	0.45
Malaysia	1,218,217	7.85
Netherland	2,970	0.02
Nigeria	55,844	0.36
Oman	513	0.00
Pakistan	52,940	0.34
PNG	25,406	0.16
Qatar	201,150	1.30
Saudi Arabia	191,364	1.23
Singapore	1,257,646	8.11
Switzerland	1,193	0.01
Srilanka	43,073	0.28
Taiwan	163,383	1.05
Thailand	147,812	0.95
UAE	1,342,352	8.65
USA	246,324	1.59
Vietnam	203,709	1.31
<b>GRAND TOTAL</b>	<b>15,514,158</b>	<b>100.00</b>





# PHILIPPINE OIL INDUSTRY

## Petroleum Products Supply and Demand



YEAR	1998	1999	2000	2001	2002	2003	2004	2005	2006	2007	2008	2009	2010	2011	2012	2013	2014	2015	2016	2017	2018
Imports	26,451	18,899	25,980	24,434	34,396	37,045	52,951	41,079	41,046	45,712	48,307	57,843	59,296	46,671	54,780	62,517	69,658	76,276	87,239	97,415	97,573
Production	120,748	118,306	111,273	105,307	90,940	88,242	70,078	75,268	74,808	72,127	64,868	51,640	63,614	67,375	60,293	56,047	59,301	75,751	78,113	75,981	85,935
Demand	137,660	129,655	120,478	120,648	116,722	115,886	118,417	109,044	100,930	104,755	101,199	107,299	111,809	106,860	110,991	117,489	124,503	143,226	155,415	166,539	168,809
Exports	6,990	8,326	13,650	10,769	14,984	16,453	11,597	15,479	18,503	18,673	17,833	10,779	12,031	13,470	9,395	8,616	9,561	13,988	13,772	14,599	17,043
Ref. Capacity	428.8	441	441	441	41.9	376.4	291.5	292.5	290	279	284	281	277.7	274.8	274.8	284.2	285.2	285.2	285.2	285.2	285.2







---

# OIL DATA MANAGEMENT PRACTICE





## ■ Legislation

- RA 8479 otherwise known as the “Downstream Oil Industry Deregulation Act of 1998” and its implementing rules and regulations (IRR) serve as the guidelines for petroleum downstream oil industry
- RA 9367 otherwise known as the “Biofuels Act of the Philippines and its implementing rules and regulations (IRR) serve as the guidelines for biofuels blending in the downstream oil industry





## ■ Sources of Data

- ◆ *Oil industry participants monthly reports on:*
  - *Imports and exports*
  - *Production and inventory*
  - *Sales and purchases*
- ◆ *End-users directly importing oil products for their own use, in their businesses*





# OIL DATA COLLECTION MANAGEMENT

## ■ Data Management

- **VALIDATE DATA:** Check on the unit of measure, product name, and other parameters per requirement
  - If with queries, attention of players are called through emails, letters, and resolved in meetings and conferences
- **PROCESS DATA:** input the data of various report formats into the PIVOT Excel database which is more efficient than ordinary excel file; revisions are incorporated upon submission
- **STORING DATA:** processed data is stored in computer files ready with back-up storage in external drives and USBs; and hard copies





# OIL DATA COLLECTION MANAGEMENT

## ■ Data Management

### ➤ SECURITY of DATA:

#### *Accessibility*

*Electronic copy can be accessed only by the unit handling the specific data*

#### *Confidentiality*

*Actual/final industry data for public consumption (per company data on a per request basis of other gov't. enforcing agencies, e.g. BOC, BIR) though BIR is copy furnished with notices of ethanol importation and BOC is copy furnished with all import and export notices for anti-smuggling purposes*

#### *Distribution/Publication*

*Management*

*Website*

*Publication, e.g. Philippine Energy Plan*

*Researchers and other entities*





---

# ASSESSMENT OF OIL DATA





# ASSESSMENT OF OIL DATA

## ■ Difficulties Encountered

### Coverage

*Increased number of reporting players*

- > Require extensive database management*
- > Longer time needed for follow-up & processing*

### Timeliness

- > Delayed submission of reports*
- > Longer time required for validation of statistics*

### Accuracy

- > Submission of estimated figures to meet the deadline*
- > Manual processing of data*





# ASSESSMENT OF OIL DATA

## ■ Enhancement Measures Applied

- *Enhanced communication with oil data providers through constant, regular coordination and cooperation*
- *Harmonized reportorial formats and common definition of data*
- *Forceful enforcement authority*
- *Effectuated better excel database to further improve oil data validation, processing and report generation.*
- *Requested additional capital outlay budget to improve/upgrade the existing computer network capability*







---

# WAY FORWARD





# WAY FORWARD

- *More active participation in Regional and International Fora*
- *Pursue more technical assistance thru trainings on improvement in data collection, analysis and management.*
- *Regain the 3 smiley faces.*





**THANK YOU**

